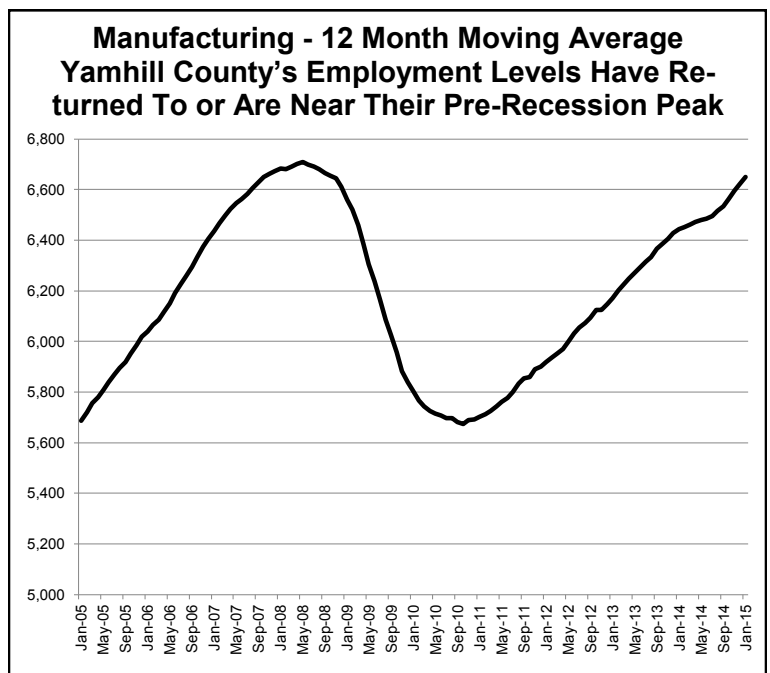
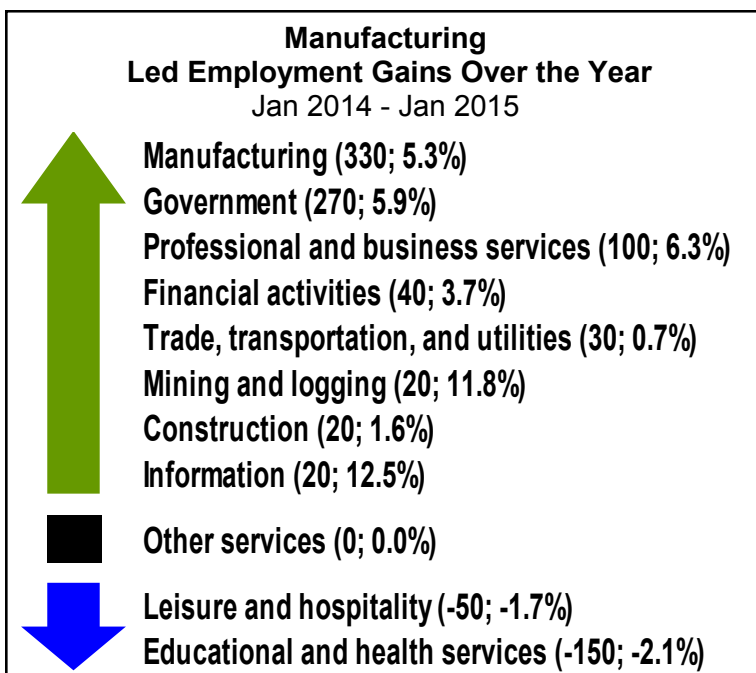
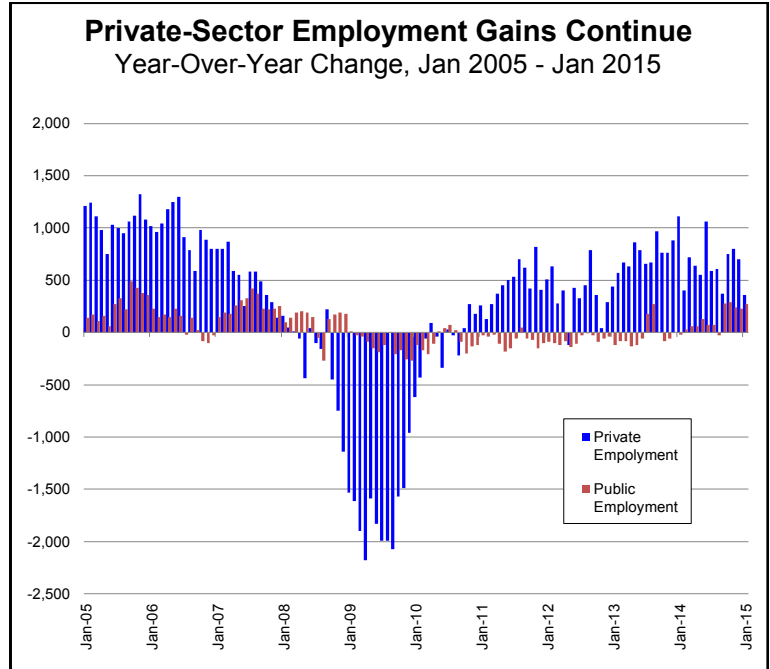
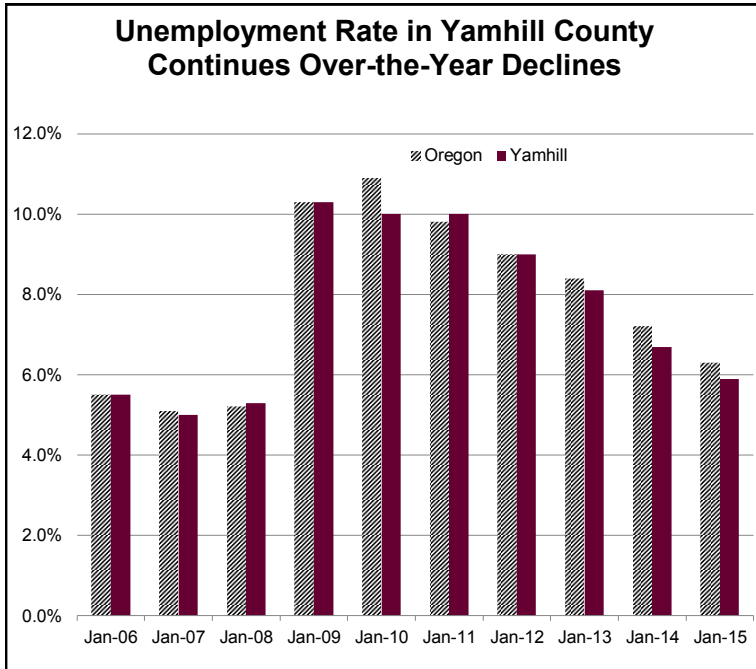


Mid-Valley Economic Indicators—Yamhill County

Employment growth during the last 12 months in Yamhill County has been led by gains in the private sector. From January 2014 to January 2015, the private sector gained 360 jobs, and the public sector gain 270. Manufacturing led employment growth over the year, adding 330 jobs. Employment gains in the public sector were lead by local government. Yamhill County's seasonally adjusted unemployment rate has declined over the year, the rate is the lowest it has been since July 2008. From October 2007 (Yamhill County's pre-recession non-seasonally adjusted employment peak) to January 2015 Yamhill County's employment levels are much like Oregon's employment levels: currently at or near to its pre-recession peak.



For more information and/or to be added to the monthly e-mail distribution list, contact:

Will Summers, Workforce Analyst, Oregon Employment Dept.
 Serving Marion, Polk, and Yamhill counties
William.A.Summers@oregon.gov

Join the conversation and stay informed!
oregonemployment.blogspot.com/
 Twitter: @OrEmployment

Released: March 16, 2015